

## PTFE/Nonwoven Fiberglass Laminates

**Features:**

- Nonwoven Fiberglass Reinforcement
- Low Dielectric Constant
- Extremely Low Loss

**Benefits:**

- Less Rigid than Woven Fiberglass
- Highly Isotropic in X,Y and Z Directions

**Typical Applications:**


- Conformal Antennas
- Stripline and Microstrip Circuits
- Missile Guidance Systems
- Radar and Electronic Warfare Systems

**IsoClad** laminates are nonwoven fiberglass/PTFE composites for use as printed circuit board substrates. The nonwoven reinforcement allows these laminates to be used more easily in applications where the final circuit will be bent to shape. Conformal or "wrap-around" antennas are a good example.

**IsoClad** products use longer random fibers and a proprietary process to provide greater dimensional stability and better dielectric constant uniformity than competitive nonwoven fiberglass/PTFE laminates of similar dielectric constants.

**IsoClad 917** ( $\epsilon_r=2.17, 2.20$ ) uses a low ratio of fiberglass/PTFE to achieve the lowest dielectric constant and dissipation factor available in a combination of PTFE and fiberglass.

**IsoClad 933** ( $\epsilon_r=2.33$ ) uses a higher fiberglass/PTFE ratio for a more highly reinforced combination that offers better dimensional stability and increased mechanical strength.



## Typical Properties: IsoClad

Property	Test Method	Condition	IsoClad 917	IsoClad 933
Dielectric Constant @ 10GHz	IPC TM-650 2.5.5.5	C23/50	2.17, 2.20	2.33
Dissipation Factor @ 10 GHz	IPC TM-650 2.5.5.5	C23/50	0.0013	0.0016
Thermal Coefficient of Er (ppm/°C)	IPC TM-650 2.5.5.5 Adapted	-10°C to +140°C	-157	-132
Peel Strength (lbs.per inch)	IPC TM-650 2.4.8	After Thermal	10	10
Volume Resistivity (MΩ-cm)	IPC TM-650 2.5.17.1	C96/35/90	1.5 x 10 <sup>10</sup>	3.5 x 10 <sup>8</sup>
Surface Resistivity (MΩ)	IPC TM-650 2.5.17.1	C96/35/90	1.0 x 10 <sup>9</sup>	1.0 x 10 <sup>8</sup>
Arc Resistance (seconds)	ASTM D-495	D48/50	>180	>180
Tensile Modulus (kpsi)	ASTM D-638	A, 23°C	133, 120	173, 147
Tensile Strength (kpsi)	ASTM D-882	A, 23°C	4.3, 3.8	6.8, 5.3
Compressive Modulus (kpsi)	ASTM D-695	A, 23°C	182	197
Flexural Modulus (kpsi)	ASTM D-790	A, 23°C	213	239
Dielectric Breakdown (kv)	ASTM D-149	D48/50	>45	>45
Density (g/cm <sup>3</sup> )	ASTM D-792 Method A	A, 23°C	2.23	2.27
Water Absorption (%)	MIL-S-13949H 3.7.7 IPC TM-650 2.6.2.2	E1/105 + D24/23	0.04	0.05
Coefficient of Thermal Expansion (ppm/°C) X Axis Y Axis Z Axis	IPC TM-650 2.4.24 Mettler 3000 Thermomechanical Analyzer	0°C to 100°C	46 47 236	31 35 203
Thermal Conductivity (W/mK)	ASTM E-1225	100°C	0.263	0.263
Outgassing Total Mass Loss (%) Collected Volatile Condensable Material (%) Water Vapor Regain (%) Visible Condensate (±)	Maximum 1.00% Maximum 0.10%	125°C, ≤10 <sup>-6</sup> torr	0.02 0.00 0.02 NO	0.03 0.00 0.02 NO
Flammability	UL 94 Vertical Burn IPC TM-650 2.3.10	C48/23/50, E24/125	Meets requirements of UL94-V0	Meets requirements of UL94-V0

### **Material Availability:**

IsoClad laminates are supplied with 1/2, 1 or 2 ounce electrodeposited copper on both sides. Other copper weights and rolled copper foil are available. IsoClad is available bonded to a heavy metal ground plane. Aluminum, brass or copper plates also provide an integral heat sink and mechanical support to the substrate. When ordering IsoClad products, please specify dielectric constant, thickness, cladding, panel size and any other special considerations. Available master sheet sizes include 36" x 48".

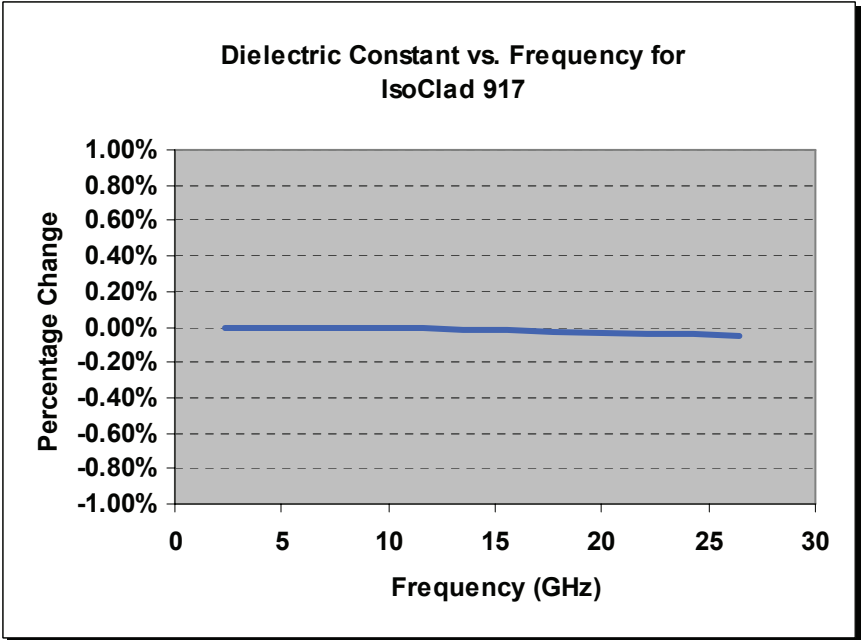


Figure 1

Demonstrates the Stability of Dielectric Constant across Frequency. This information was correlated from data generated by using a free space and circular resonator cavity. This characteristic demonstrates the inherent robustness of Arlob Laminates across Frequency, thus simplifying the final design process when working across EM spectrum. The stability of the Dielectric Constant of IsoClad over frequency insures easy design transition and scalability of design.

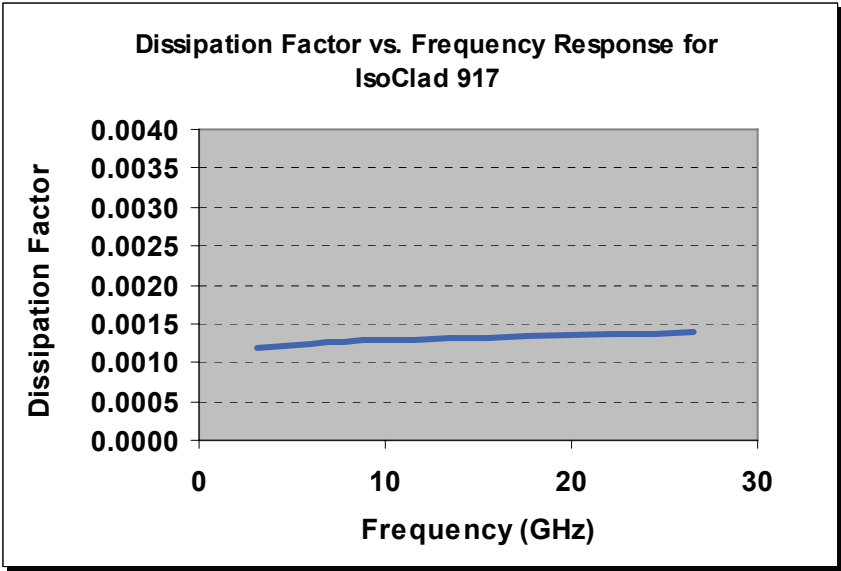


Figure 2

Demonstrates the Stability of Dissipation Factor across Frequency. This characteristic demonstrates the inherent robustness of Arlon Laminates across Frequency, providing a stable platform for high frequency applications where signal integrity is critical to the overall performance of the application.